

# DATAMARS

ANIMAL ID

## XTEND MAX

# QUICK START GUIDE



## DATAMARS

### Corporate Headquarters:

Via ai Prati  
6930 Bedano-Lugano  
Switzerland  
Phone: +41 91 935 73 80  
Fax: +41 91 945 03 30

[animal-id@datamars.com](mailto:animal-id@datamars.com)

[www.pet.datamars.com](http://www.pet.datamars.com)

### Americas Headquarters:

250 West Cummings Park  
Woburn, MA 01801, USA  
Phone: +1 781 281 2216  
Fax: +1 781 300 7330

### Asia Headquarters:

Datamars (Thailand) Ltd.  
Northern Region Industrial Estate  
76/4 Moo 4, T. Bankiang, A. Muang  
Lamphun, Thailand 51000  
Phone: +66 53 582 021  
Fax: +66 53 582 680

## 1 Introduction

---

This guide will help you get started using the Xtend Max Scanner to identify pets. For an overview of the basic functions and settings, please look at the User Manual saved in the internal reader SD card (just connect the switched off reader to a PC via the USB port to see and open the document).

## 2 A Description of the Xtend Max Universal Stick Scanner

---

Datamars' Xtend Max is a portable, universal stick scanner used for scanning companion animal microchips. It reads all prevalent microchips available in the market. It is ideal for scanning aggressive, stressed or feral animals without direct contact by placing added distance between you and the animal for added safety.

Xtend Max is one piece, not an extension – so you do not have to keep track of any extras or figure out how to attach it to another device. Xtend Max is bite proof, so it can also take a bit of abuse! It is ideal for field use, especially for animal shelters, rescues and animal control agencies.

The Xtend Max comes with a lanyard to be worn around the neck freeing you up to use the reader with just one hand.




### 3 Xtend Max Basics

---


#### Switching On The Scanner

There are two ways to turn on the Xtend Max Scanner:

- Press the “on” button which is located in the center of the control panel:

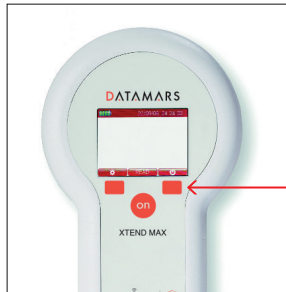


- Alternatively, you can press the black button at the base of the stick portion of the scanner:

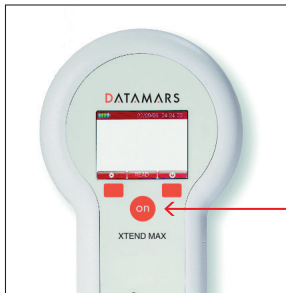


#### Switching Off The Scanner

- Press the right navigation button located on the control panel until the unit powers down.



- Alternatively you can hold the power button for more than 3 seconds to power off, when on the main screen.



## 4 Using Xtend Max To Scan Microchips

---

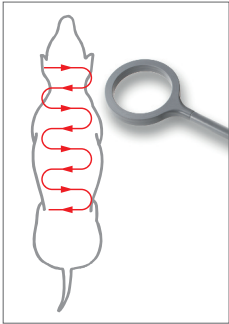
### Scanning a Microchip

Hold Xtend Max in close proximity to the animal to be scanned, and then press the “on” button located on the control panel in order to start scanning. You can also press the grey button at the base of the stick to begin scanning.

Xtend Max will give an audible sound and you will hear a “beep” when the scanner successfully detects a microchip.

To cancel or stop scanning, press the “on” button located on the control panel, or the grey button at the base of the stick.

### Effective Scanning



- Hold the scanner close to, or touching the animal
- Scan slowly and repeatedly over the entire body to ensure whether or not a microchip is present
- Scan first in a horizontal, then a vertical “S” pattern down the animal’s body, as shown in the diagram to the left
- Consider scanning each animal more than once to ensure any present microchip can be localized by the scanner

### Which Microchips Is Xtend Max Able To Scan?

The Xtend Max universal stick scanner can detect the following microchips:

Microfindr Microchip	Datamars™ Microchip
PetLink™ Microchip	Bayer resQ® Microchip
24 Pet Watch™ Microchip	AKC CAR/EID™ Microchip
Allflex® Microchip	Avid™ Microchip
Banfield® Microchip	Crystal Tag Microchip
Destron Fearing™ Microchip	Digital Angel® Microchip
HomeAgain® Microchip	Lifechip® Microchip
Schering Plough™ Microchip	Trovan® Microchip

## 5 Charging The Battery

---

Xtend Max can be charged in two ways. You can connect the USB cable to the wall-mounted adapter or you can connect the USB cable to a USB port on your PC.

When the Xtend Max Reader is in charging mode, the reader functions are disabled.

## DATAMARS

### Corporate Headquarters:

Via ai Prati  
6930 Bedano-Lugano  
Switzerland  
Phone: +41 91 935 73 80  
Fax: +41 91 945 03 30

animal-id@datamars.com

www.datamars.com

### Americas Headquarters:

250 West Cummings Park  
Woburn, MA 01801, USA  
Phone: +1 781 281 2216  
Fax: +1 781 300 7330

### Asia Headquarters:

Datamars (Thailand) Ltd.  
Northern Region Industrial Estate  
76/4 Moo 4, T. Banklang, A. Muang  
Lamphun, Thailand 51000  
Phone: +66 53 582 021  
Fax: +66 53 582 680